



# 14<sup>TH</sup> ANNUAL LIVING DONATION CONFERENCE

INCREASING LIVING DONOR KIDNEY  
TRANSPLANTATION THROUGH VIRTUAL  
RECIPIENT AND CAREGIVER EDUCATION


Jeffrey Welch, LMSW, MPA, MA  
Shondra Bailey, MBA, BSN, RN, CCTC

April 18-20, 2023, at Loews Coronado Bay in San  
Diego, CA.



# OUR TEAM MAYO CLINIC AZ

 @MayoTransplant

 [www.mayoclinic.org/transplant](http://www.mayoclinic.org/transplant)



**JEFFREY WELCH**  
LMSW



**Shondra Bailey**  
RN, CCTC



**Pamela Brooks**  
LCSW




**Elizabeth Howe**  
RN, CCTC



**Afton Glander**  
MHA



**Beverly Hansen**  
MSW, LMSW



**Candace Mansour**  
RN, CCTC



**Karen Dobbins**  
MBA, PMP



**Samantha Holligan**  
MBA, RN, NE-BC



**Efren Luque Villa**  
MS



**Sena Wilson-Sheehan**  
MA



**Hasan Khamash**  
MD



**Caroline Jadowiec**  
MD



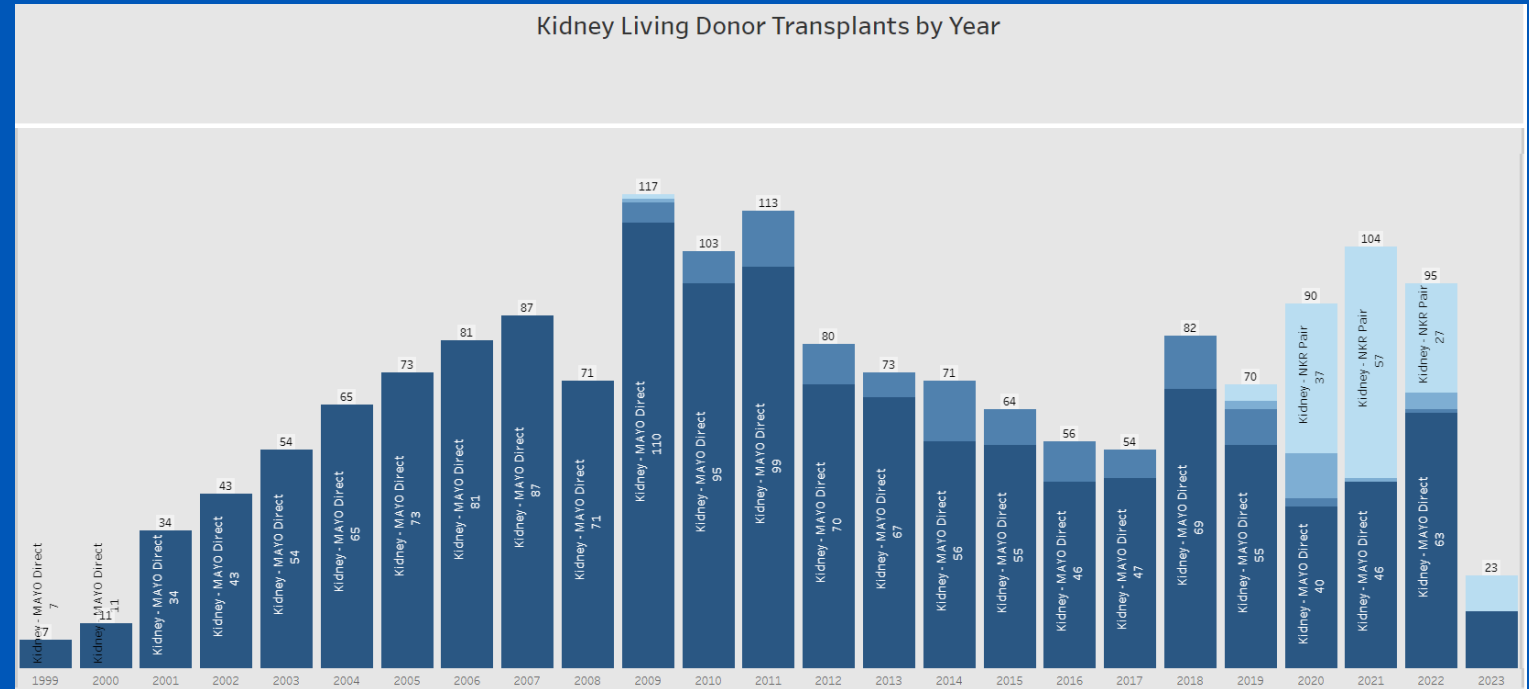
**Amit Mathur**  
MD

# DISCLOSURES

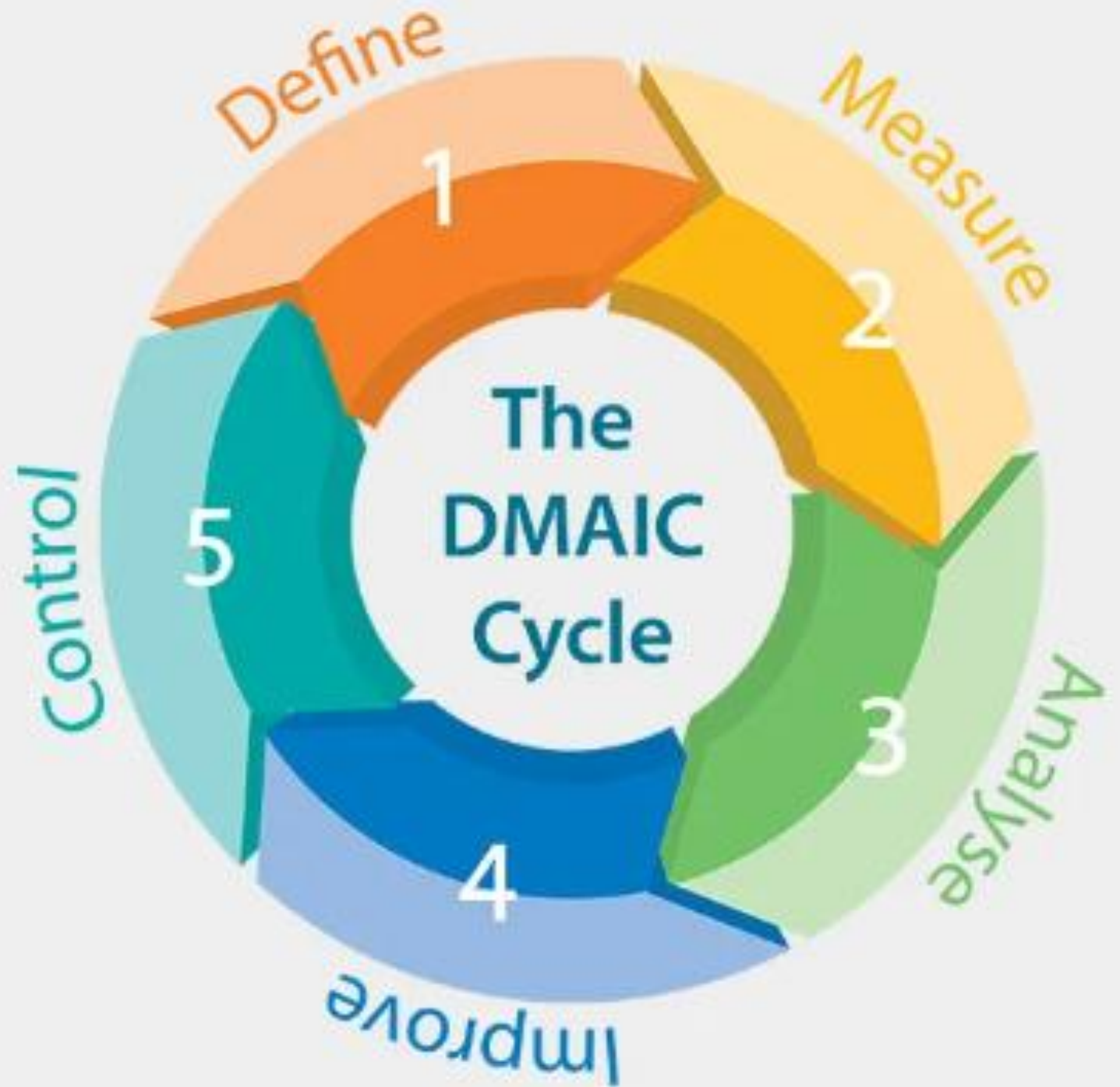
- We have NO financial disclosure or conflicts of interest with the presented material in this presentation.

# LIVING DONOR PROGRAM – MAYO CLINIC AZ

- 95 LD transplants in 2022
- NKR participation – Center of Excellence
- Adult only
- Largest kidney program in the US by volume – 499 in 2022
- Growing our LD program
- Team – Dedicated LD team, nurse coordinators, SW, donor advocates etc.



# QUALITY IMPROVEMENT STRUCTURE



## DEFINE

DEFINE THE  
PROBLEM,  
ASSEMBLE TEAM,  
GATHER  
STAKEHOLDER INPUT

### Problem Statement:

A lack of living donor candidates for our kidney transplant recipient population contributes to longer wait times and fewer options for patients.

2020 – 80% of kidney transplants were from deceased donors

2020 – 32.3% of kidney transplant candidates had a living donor candidate come forward

2019 – 41.4% of kidney transplant candidates had a living donor candidate come forward

### AIM Statement:

This project aimed to increase the percentage of kidney transplant candidates that have at least one living donor candidate by 10% in 2021 using a DMAIC process.

## MEASURE

QUANTIFY THE PROBLEM WITH BASELINE DATA

	<b>Baseline Data</b>
<u>Metric</u>	<u>2019</u>
Volume of Donor Evaluations	252
Volume of Living Donor Surgeries	78
Volume of Living Donor Kidney Transplants	70
Living Donor Kidney Transplants as a Percentage of Total Kidney Transplants at our Center	16%

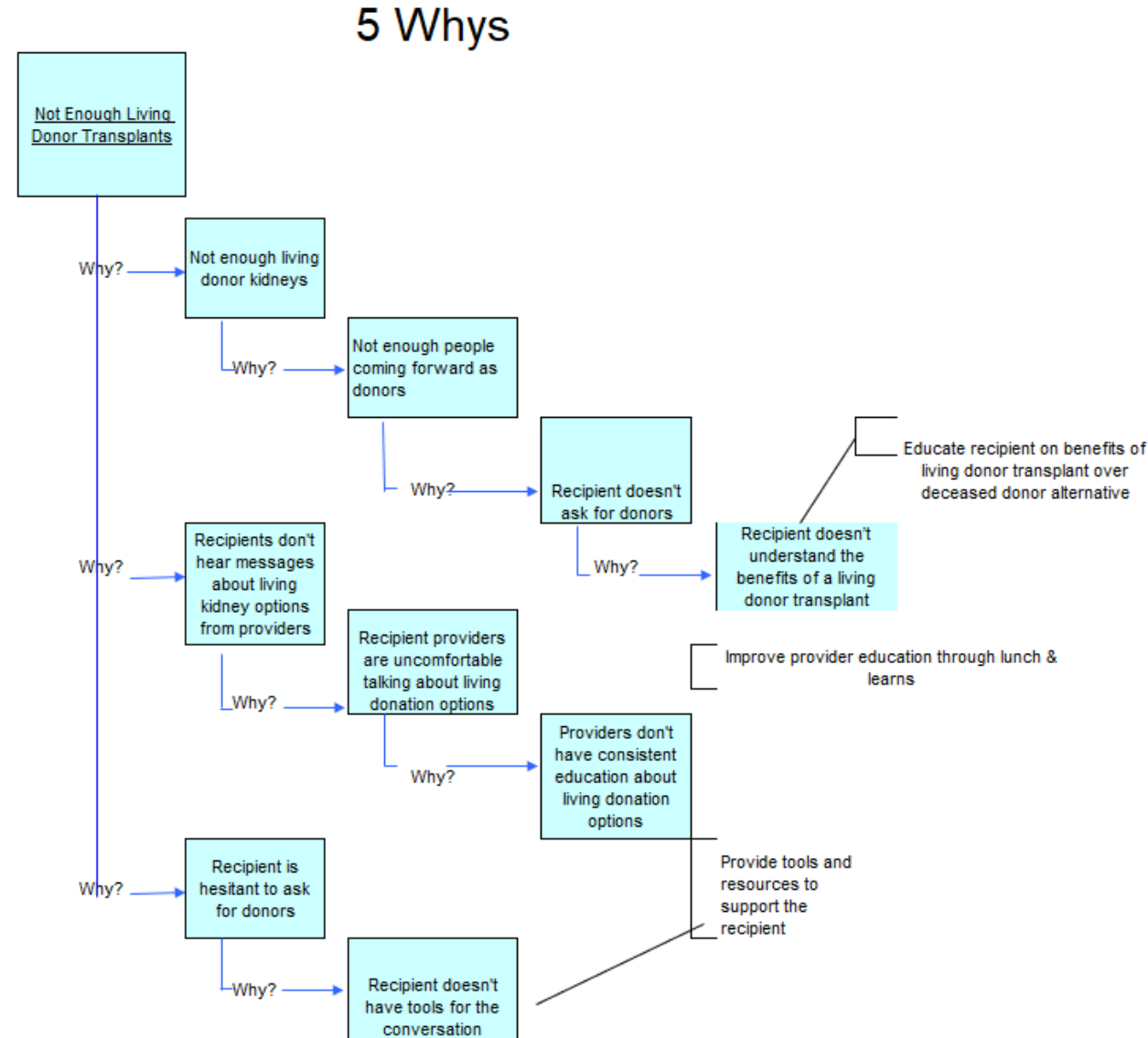


# ANALYZE ROOT CAUSES

## 5 Whys Exercise

Root causes were evaluated using the 5 Why's quality improvement tool:

- 1) Kidney transplant candidates do not understand the benefits of a living donor transplant,
- 2) Recipients do not hear clear messages about living donation options from providers, and
- 3) Recipients do not have the tools needed to support the living donation conversation with potential donors.



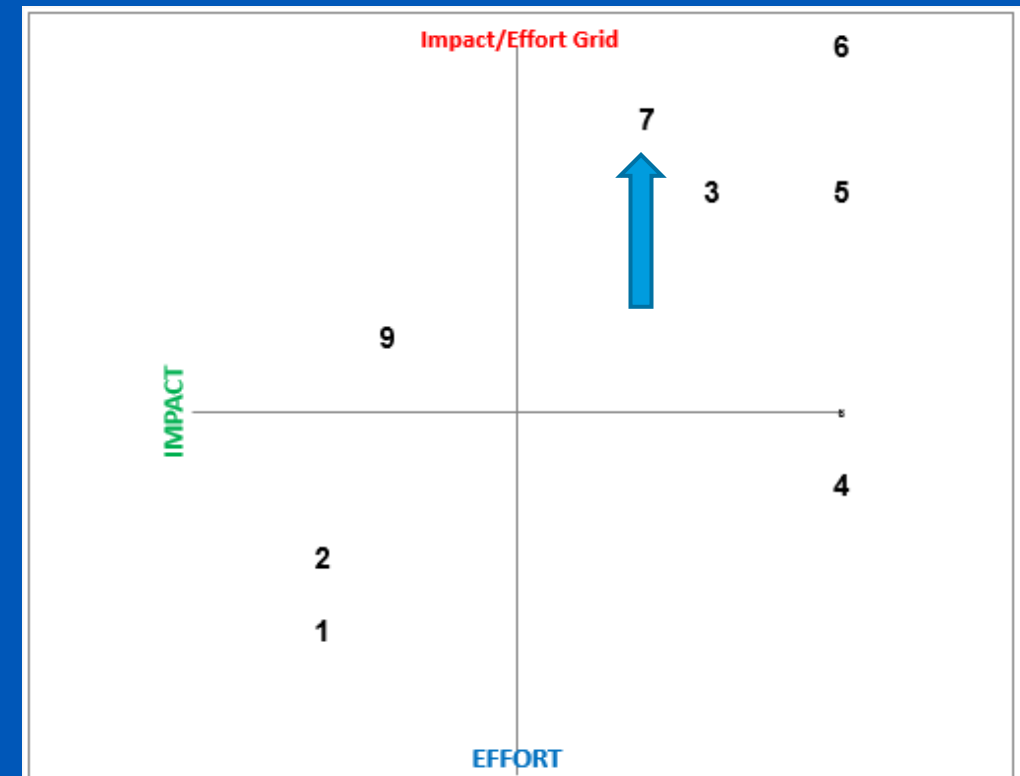


# ANALYZE PRIORITIZE INTERVENTIONS USING AN IMPACT EFFORT GRID

## Estimate Effort & Impact of Intervention Ideas

Project Title: <b>Increasing Living Donor Kidney Transplant</b>			
ID	EFFORT	IMPACT	Cause or Intervention
1	2	2	Update the existing recipient education class
2	2	3	Improve or add to the existing Caregiver education class
3	8	8	Implement the Novartis notebook
4	10	4	Revise/update existing Mayo brochures and materials
5	10	8	Enroll in the Hopkins study as a participant providing a new education class
6	10	10	Create a 3 class in person series on Sunday mornings (1- treatment options & WL, benefits of living donation, donor process, eligibility and exclusion, risks and financials; 2 - communication, social network, writing your story, role play/practicing, 3 - pannel education with surgeon, nurse coordinator, nephrologist)
7	7	9	Create a single virtual class for recipients and caregivers to educate about living donation. Encompasses those who can't travel and may be non-local. Works during pandemic. Leverage videos to decrease staff workload and number of teachers required.
8	10	5	Hispanic Transplant Program work
9	3	6	Big Ask Big Give (August 2021; Nov 2021; Feb 2021)

## Graph Results to Prioritize



# IMPROVE IMPLEMENTATION & TESTING

The wait time for a deceased donor kidney transplant is longer




Of the 97,878 patients on the waiting list for a kidney at the beginning of 2016, **4830 DIED WHILE WAITING FOR A KIDNEY TRANSPLANT<sup>4</sup>**

\*Data are from the Organ Procurement and Transplantation Network/Scientific Registry of Transplant Recipients (OPTN/SRTR) 2016 Annual Data Report. Three-year outcomes are for adult patients waiting for a kidney transplant and first listed in 2013. <sup>4</sup>Twenty percent of transplants were from deceased donors and 15% were from living donors.

## Objectives

1. What is living donation?
2. Finding a donor.
3. Potential solutions to common problems.



## Common Concerns

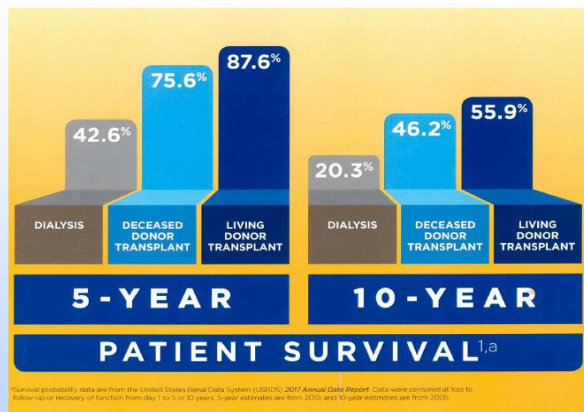
**“I don’t have the right to ask others to donate”**

- Start by asking friends to help you spread the word about kidney disease and living donation.
- Tell your story and what you have learned during your transplant evaluation.

**“I don’t know what to say”**

- Keep things simple.
- If someone expresses interest in donating provide them with contact information to the living donor team and we can take it from there.
- [Mayoclinic.org/livingdonor](http://Mayoclinic.org/livingdonor)

©2018 MFMER | slide-22



<sup>1</sup>Survival probability data are from the United States Renal Data System (USRDS) 2017 Annual Data Report. Data were extracted at end of follow-up or recovery of function from day 1 to 5 or 10 years. <sup>a</sup>Survival estimates are from 2010 and 10-year estimates are from 2005.



©2018 MFMER | slide-11

Dear Friends,

Some of you may know that I have kidney disease. My kidney disease has gotten worse and I am now looking at 2 options: dialysis or kidney transplant. A transplant would offer me more freedom and the ability to live a more normal life.

Finding a kidney for transplant is not easy. There are more than 100,000 people on the transplant waiting list. The average waiting time for a deceased donor kidney is 3-5 years. There however is another option, a living donor kidney transplant. This is a kidney that is donated by a healthy person.

Talking to friends and family members about potentially donating to me is difficult. Some facts about living donation:

- You only need 1 kidney to live a healthy normal life.
- Donor surgery is done minimally invasive, meaning through small incisions. This means that the recovery time is generally pretty quick.
- The cost of the donor's evaluation covered by my insurance.
- A donor can change their mind at any time point if they decide donation is not the right thing for them.

Thank you for taking the time to read my story. If you could help spread my story to others or if donating a kidney is something that you would like to consider, please go to: [www.mayoclinic.org/livingdonor](http://www.mayoclinic.org/livingdonor)

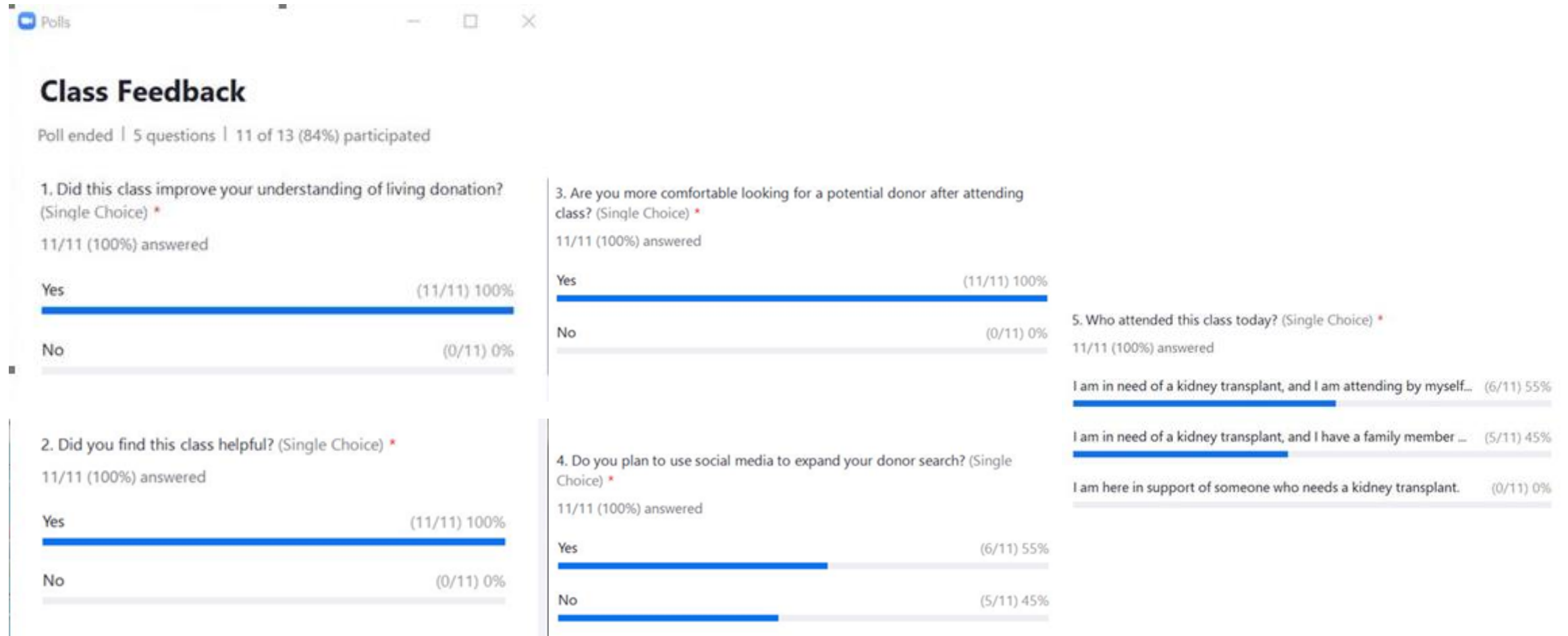
Thank you!



©21




# IMPROVE IMPLEMENTATION & TESTING



# IMPROVE IMPLEMENTATION & TESTING

The class is taught once weekly for one hour via Zoom, alternately every other Monday & Tuesday to accommodate transplant candidate's dialysis schedules. The class presentation is a PowerPoint slide presentation with recorded voice-over.

Many transplant candidates have voiced gaining new knowledge from the living donor recipient education class and we had very positive feedback from the poll that was completed for the first year after initiating the class.

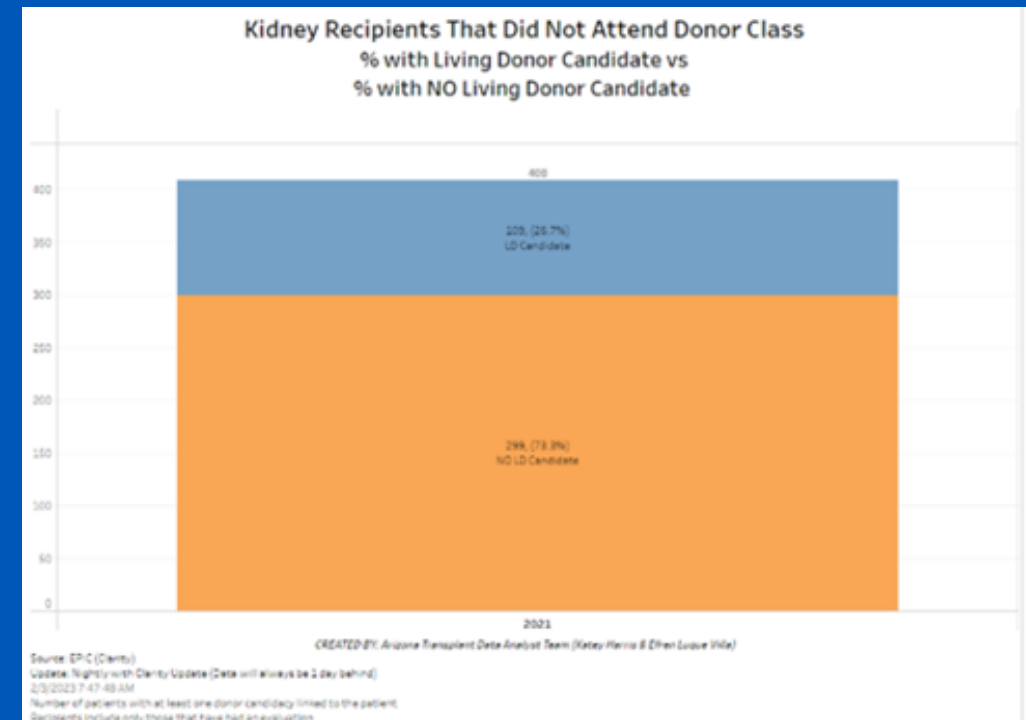
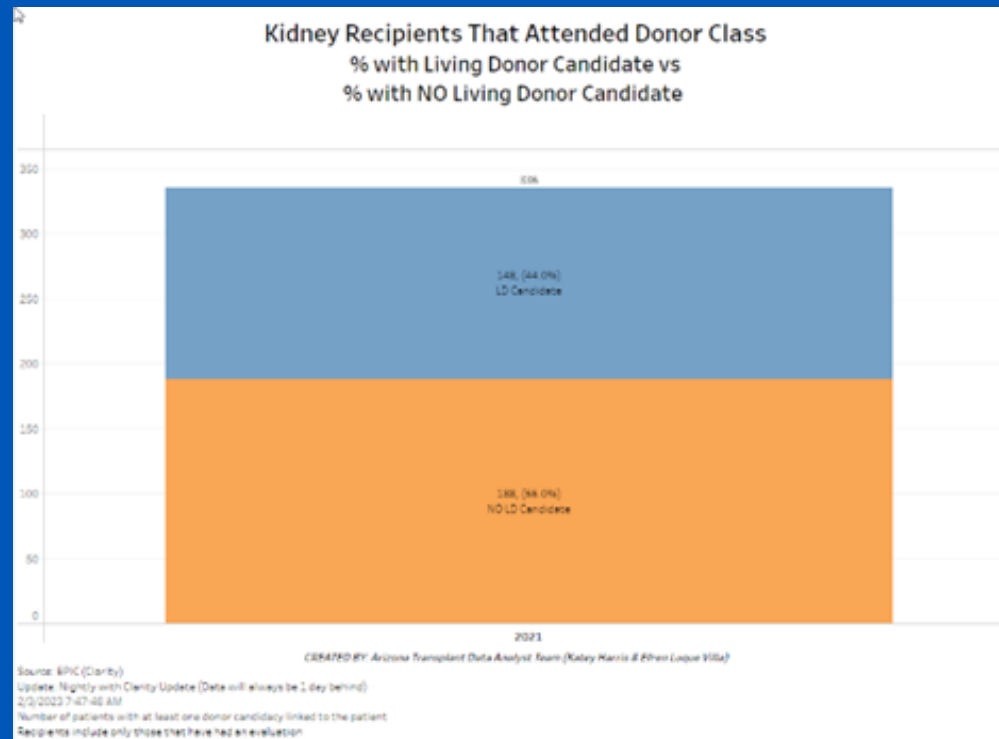


## IMPROVEMENT MEASURE RESULTS/DATA

	<b>Baseline Data</b>	<b>Improvement Measure</b>	<b>Change</b>
<u>Metric</u>	<u>2019</u>	<u>2021</u>	
Volume of Donor Evaluations	252	307	21.8% Increase
Volume of Living Donor Surgeries	78	92	17.9% Increase
Volume of Living Donor Kidney Transplants	70	104	48.6% Increase
Living Donor Kidney Transplants as a Percentage of Total Kidney Transplants at our Center	16%	22%	37.5% Increase
<u>Survey Feedback</u>			
Sample Size = 425 Participants Completing Survey in 2021	<u>Yes</u>	<u>No</u>	
Did this class improve your understanding of living donation?	96%	4%	
Did you find this class helpful?	98%	2%	
Are you more comfortable finding a living donor?	87%	13%	

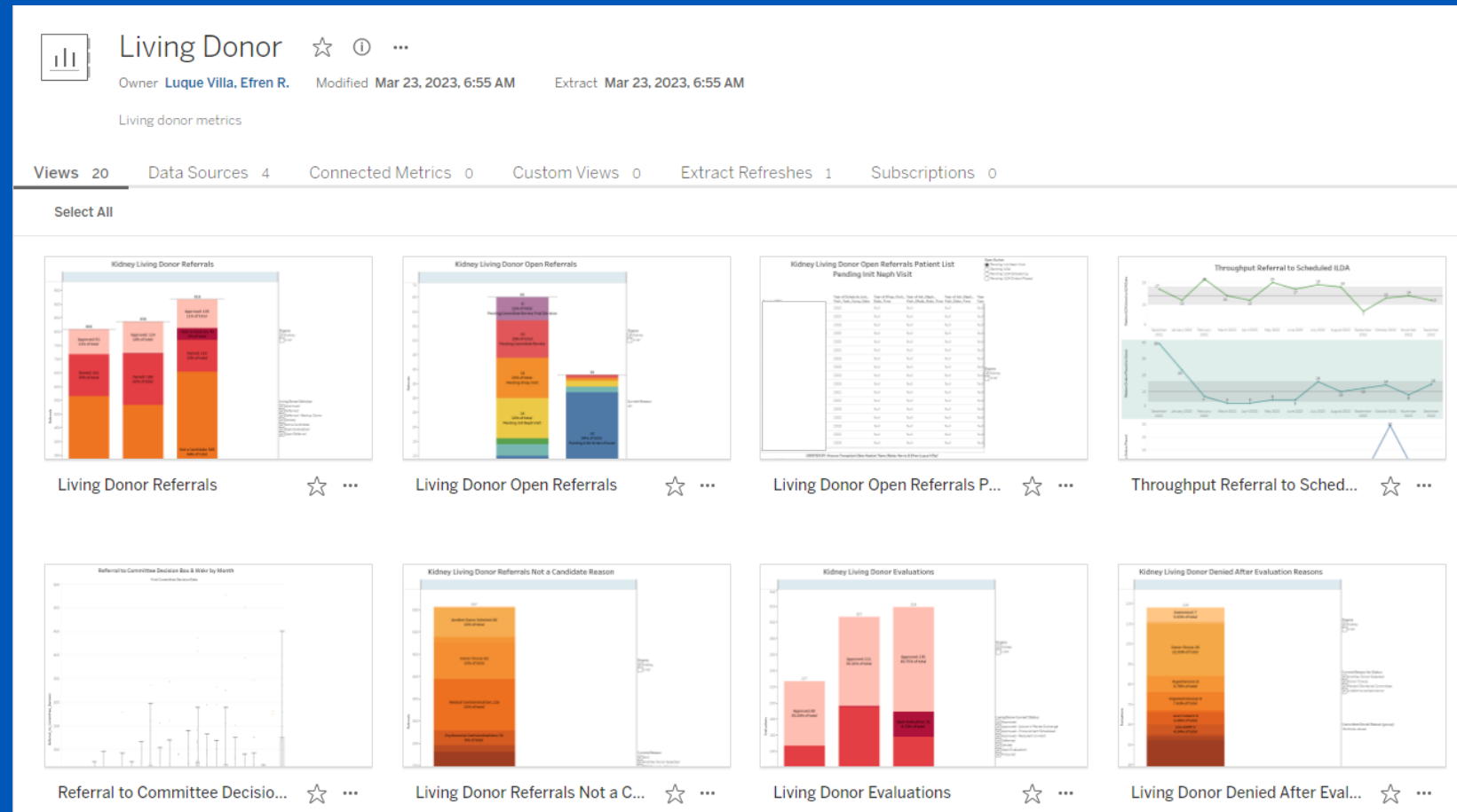
# RESULTS

Candidates who attended class were much more likely to have a living donor candidate come forward than those who did not attend class.



# CONTROL & NEXT STEPS

- Tableau dashboard monitoring
- LD volumes/growth
- Microsites
- Etc.

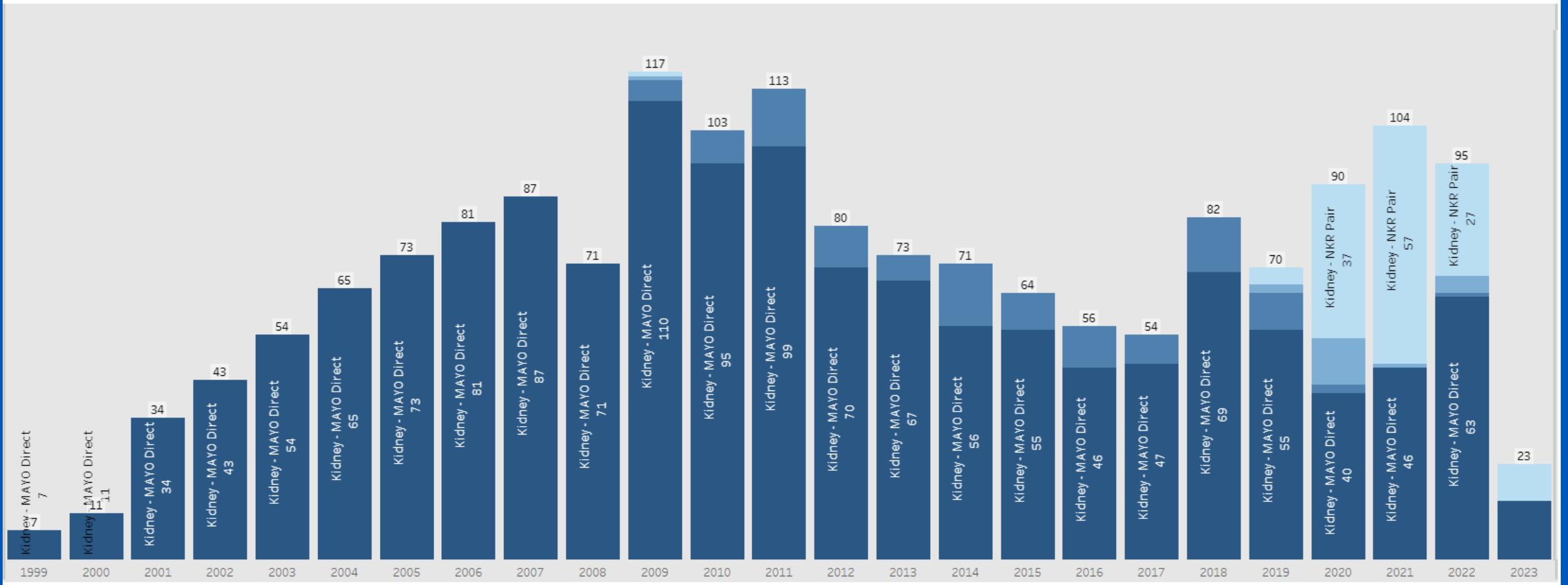




# QUESTIONS & ANSWERS



## Kidney Living Donor Transplants by Year



**Project Title: Increasing Living Donor Kidney Transplant**

ID	EFFORT	IMPACT	Cause or Intervention
1	2	2	Update the existing recipient education class
2	2	3	Improve or add to the existing Caregiver education class
3	8	8	Implement the Novartis notebook
4	10	4	Revise/update existing Mayo brochures and materials
5	10	8	Enroll in the Hopkins study as a participant providing a new education class
6	10	10	Create a 3 class in person series on Sunday mornings (1- treatment options & WL, benefits of living donation, donor process, eligibility and exclusion, risks and financials; 2 - communication, social network, writing your story, role play/practicing, 3 - pannel education with surgeon, nurse coordinator, nephrologist
7	7	9	Create a single virtual class for recipients and caregivers to educate about living donation. Encompasses those who can't travel and may be non-local. Works during pandemic. Leverage videos to decrease staff workload and number of teachers required.
8	10	5	Hispanic Transplant Program work
9	3	6	Big Ask Big Give (August 2021; Nov 2021; Feb 2021)